



## *NSR Registration Process*

### *Website*

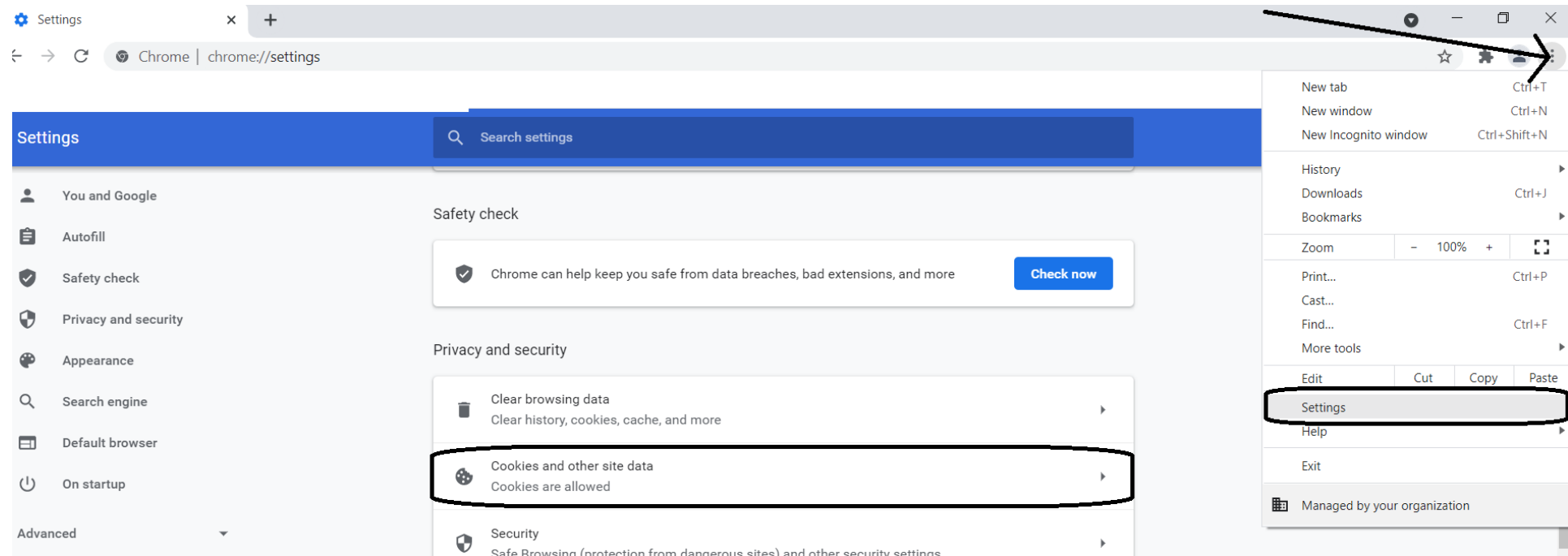
*<https://nationalskillsregistry.com>*

Kindly use **Aadhaar XML KYC** or **Video KYC** process for completing your NSR registration. This is a completely online process requiring only Internet facility and **you do not need to travel anywhere**. NSR registration process is completed when you receive your 12 digit ITPIN Professional Identification Number (**ITPIN**) from NSR system and you login and download your NSR Electronic Card using the **Request for - Generate NSR e-Card** option from your ITPIN based login on NSR site. [Provide your ITPIN to your company HR.](#)

Write to us at [nsr@nsdl.co.in](mailto:nsr@nsdl.co.in) for any assistance.

# Important: NSR registration requirements

- ☐ Use Google Chrome browser for NSR registration
- ☐ Use Windows computer (laptop or desktop) or Mobile Phone with Android OS.
- ☐ Do not use Apple (MAC) computers or iPhone mobiles since certain applications may not work on such devices.
- ☐ Ensure Cookies are allowed on your Chrome browser before you start NSR registration process. For this **click on the three dots in top right corner**, go to **Settings** and **Cookies and other site data** to **Allow** cookies for your browser



[ABOUT US](#)[KNOW NSR](#)[KNOWLEDGE PROFESSIONALS](#)[COMPANIES](#)[NSR IN](#)**NASSCOM®**

Click on “**Register Now**” link  
to start

**FOR KNOWLEDGE PROFESSIONALS****FOR COMPANIES****NEW USER?**[Register Now](#)[Complete your Registration](#)[Registration explained](#)[POS Contact Details](#)**ALREADY  
REGISTERED**[Access your Profile](#)[Forgot ITPIN/Login ID/Password](#)[EBC Verification](#)[NSR Tour](#)[Query/Grievance](#)[Quick Links](#)[NISM Certification](#)

## Let's Get Started

### Personal Information

Full Name \* ⓘ

Mitali Arun Vyas

PAN \*

ABCDE1234F

Email Id \* ⓘ

mitaliV@gmail.com

Edit Email ID

Send OTP

Verify Email Id \*

Resend OTP

Enter OTP

Verify

OTP is sent to your email Id m\*\*\*\*\*V@gmail.com

Mobile \* ⓘ

9891234567

Edit mobile number

Send OTP

Verify Mobile Number \*

Resend OTP

Enter OTP

Verify

OTP is sent to your mobile number 98\*\*\*\*\*7

Login ID \* ⓘ

mitaliV@gmail.com

Login Password \* ⓘ

\*\*\*\*\*

Confirm Login Password

\*\*\*\*\*

**U9CH5A**

Word Verification

U9CH5A

☒ I agree [Terms & Conditions](#) governing your registration and usage of the system (Please read)

NEXT &gt;



Click on **Send OTP** button, enter the OTP received and click on **Verify** button to confirm your email id and mobile number.



## Welcome Mitali Arun Vyas

Your Acknowledgement No. 100202225T is  
successfully generated.

Continue your registration on next page

NEXT >

Click On **Next** button





14%

## NSR Registration Requested By

Registering on request of employer or Registering on my own

Select if your **Present Employer** company or **Future Employer** Company has informed for NSR registration. Also specify the employee code or offer id as issued by the company.



My Present Employer

My Future Employer

Registering on My Own

Select Company Name

Emp Code/Offer ID

PROCEED >

Selection of any one option is mandatory



28%

## Select Any KYC Method

Select Know your Customer (KYC) mode as **Aadhaar XML KYC** if your mobile number is linked to your Aadhaar. If not linked then use **Video KYC** and complete the process.



Aadhaar XML based KYC

[View Demo](#)



Video KYC

[View Demo](#)



DigiLocker





28%

## Select Any



Aadhaar XML ba

## Aadhaar KYC

### Requirements for Aadhaar KYC are:

- Your mobile number should be linked to your aadhaar details to perform Aadhaar based KYC.
- your PAN card image
- Your passport size colour photo.
- Proof of address images (Front and Back side) -In case your present address is different than your address as per aadhaar card

### The process of generating Aadhaar Offline e-KYC is explained below:

- Go to URL <https://resident.uidai.gov.in/offlineaadhaar>
- Enter 'Aadhaar Number' and 'Security Code' displayed on the screen, then click on 'Send OTP'.
- The OTP will be sent to the registered Mobile Number for the given Aadhaar number. Enter the OTP received.
- Enter a Share Code which will be the password for the ZIP file and click on 'Download' button
- The Zip file containing the digitally signed XML will be downloaded to device wherein the above mentioned steps have been performed
- You need to upload aadhaar xml zip file as provided by UIDAI system in NSR site and enter correct Share code to proceed further
- Please upload aadhaar xml file of your own Aadhaar only

PROCEED

Document No. 100202225T

Mitali Arun Vyas



ker



## Aadhaar XML Based KYC ⓘ

**DOWNLOAD YOUR AADHAAR RECORD**

You will be redirected to UIDAI site for Aadhaar XML download - in separate window ⓘ

**Click here** to visit Aadhaar website and download your Aadhaar XML zip file

### Upload Aadhaar XML ZIP file \*



Aadhaar XML Zip File ⓘ

Please enter correct Sharecode / Passcode of uploaded Aadhaar XML\* ⓘ

☐ I willingly submit my Aadhaar record and give an electronic consent and authorization to NSDL Database Management Limited.

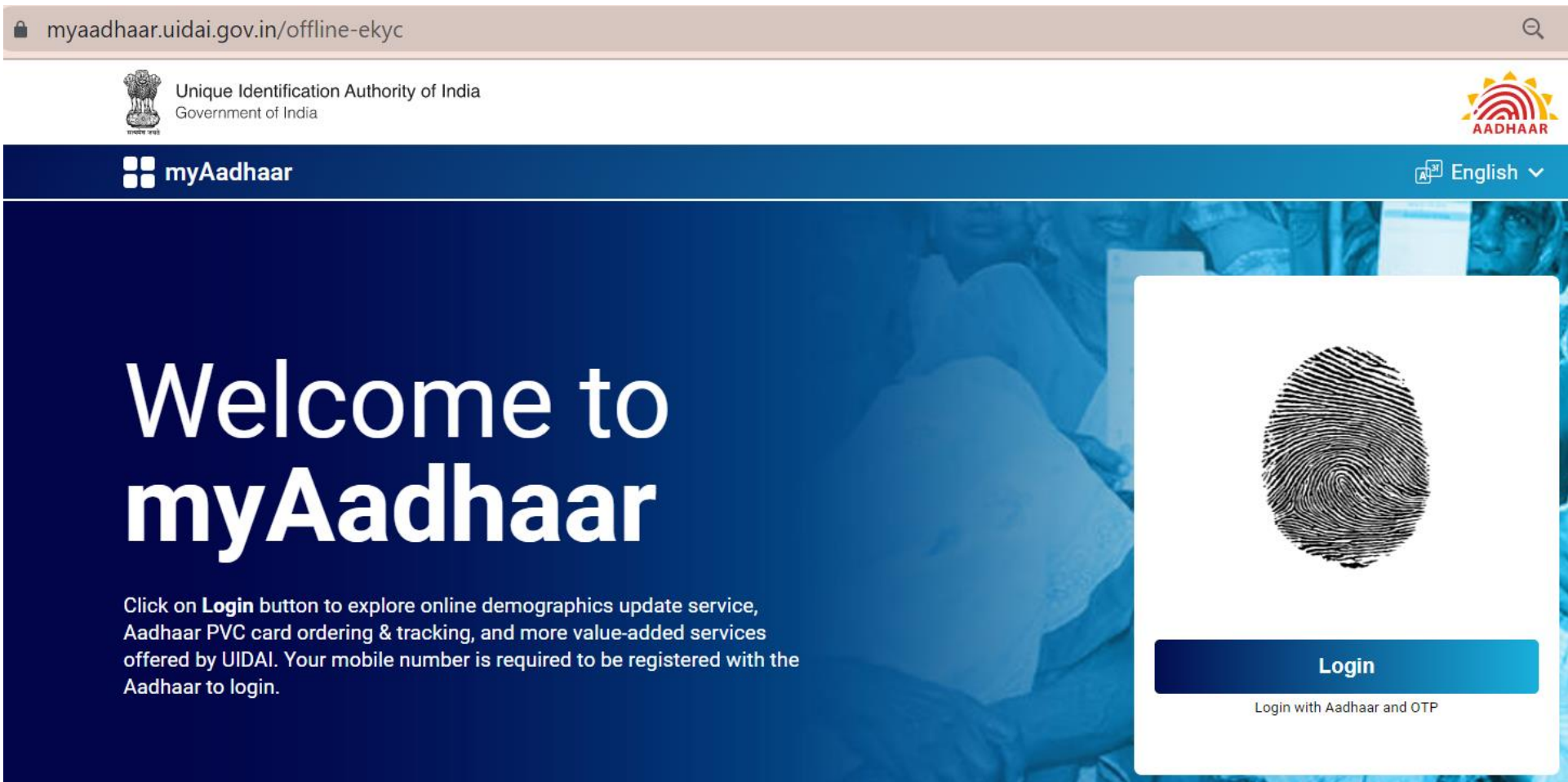
[< Change KYC Method](#)

[PROCEED >](#)

Download Aadhaar XML Zip file from UIDAI website

<https://myaadhaar.uidai.gov.in/offline-ekyc>

Click on Login button to proceed



The screenshot shows the myAadhaar website interface. At the top, the browser address bar displays 'myaadhaar.uidai.gov.in/offline-ekyc'. The header includes the Government of India logo and the text 'Unique Identification Authority of India Government of India' on the left, and the Aadhaar logo on the right. Below the header, the 'myAadhaar' logo is visible on the left, and a language selector set to 'English' is on the right. The main content area has a dark blue background with a large white text overlay that reads 'Welcome to myAadhaar'. Below this, a smaller white text block explains the login process: 'Click on Login button to explore online demographics update service, Aadhaar PVC card ordering & tracking, and more value-added services offered by UIDAI. Your mobile number is required to be registered with the Aadhaar to login.' On the right side of the page, there is a white login box containing a large fingerprint icon and a blue 'Login' button. Below the button, it says 'Login with Aadhaar and OTP'.

myaadhaar.uidai.gov.in/offline-ekyc

Unique Identification Authority of India  
Government of India

AADHAAR

myAadhaar English

# Welcome to myAadhaar

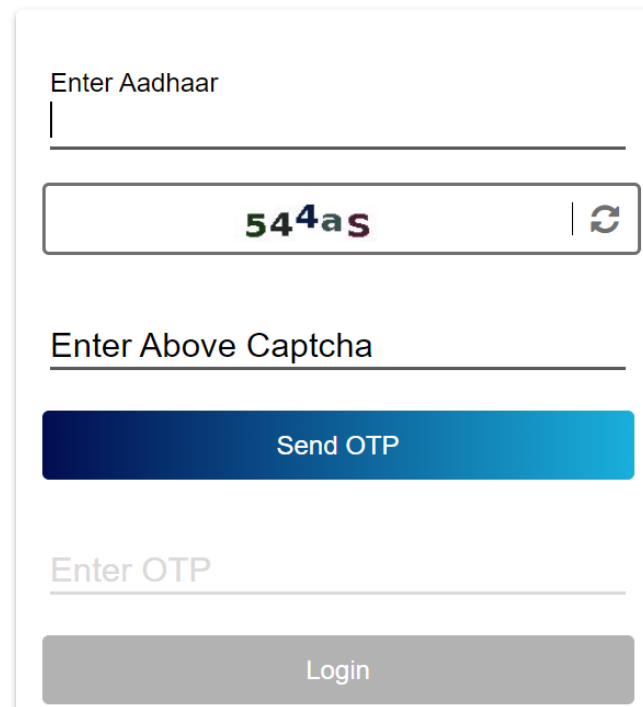
Click on **Login** button to explore online demographics update service, Aadhaar PVC card ordering & tracking, and more value-added services offered by UIDAI. Your mobile number is required to be registered with the Aadhaar to login.

Login

Login with Aadhaar and OTP

## Download Aadhaar XML Zip file from UIDAI website

- ❑ Enter your **Aadhaar number** and **enter the captcha** shown on the screen and click on **Send OTP**
- ❑ Enter OTP correctly once received and click on **Login**



The image shows a login form from the UIDAI website. It contains the following elements from top to bottom: a text input field labeled 'Enter Aadhaar' with a vertical cursor; a captcha box displaying '544aS' and a refresh icon; a text input field labeled 'Enter Above Captcha'; a blue 'Send OTP' button; a text input field labeled 'Enter OTP' in a light gray font; and a gray 'Login' button.

Enter Aadhaar

544aS

Enter Above Captcha

Send OTP

Enter OTP

Login

# Select **Offline eKYC** in services page

## Services

Following bouquet of online Aadhaar services are available for access. Click on the tab to navigate to the service-specific page.



### Download Aadhaar

Click here to download digitally signed and password protected electronic copy of the Aadhaar.



### Order Aadhaar PVC Card

Click here to order a secure, wallet-sized Aadhaar PVC card.



### Online Update Services

Click here to update the Name, DoB, Gender, and Address data of your Aadhaar.



### Bank Linking Status

Click here to check the Aadhaar and bank account linking status.



### Generate Virtual ID

Virtual ID(VID) can be used in-lieu of the Aadhaar number. Click here to download 16 digits random VID.



### Lock / Unlock Biometrics

Click here to temporarily lock/unlock your biometrics information.



### Authentication History

Click here to view the authentication history



### Offline eKYC

Click here to access secure and shareable eKYC document, used for offline identification verification.



### Payment History

Click here to view the payment and



### My Head of Family(HoF) Requests



### Document Update

Click Here to upload your Proof of

# Set up a **share code** and click on **Download**

---

## Create a Share Code of 4 Digits

Aadhaar Paperless Offline e-KYC is a secure and shareable document which can be used by any Aadhaar holder for offline verification of identification. The details will contain Name, Address, Photo, Gender, DoB, hash of registered Mobile Number, hash of registered Email Address and reference id which contains last 4 digits of Aadhaar Number followed by time stamp in a digitally signed XML.

### Create a Share Code

4 - Digits Share Code to be Created

1234

---

A ZIP file containing your eKYC will be password protected using the above Share Code. Upon clicking Download, the file will be downloaded into your device / desktop.

---

Back

Download

In “**Upload Aadhaar XML Zip file**” section, Select **offline aadhaar zip file** as downloaded on your computer / mobile, enter **share code** as specified on UIDAI site and **Submit** the same to complete your Aadhaar XML KYC

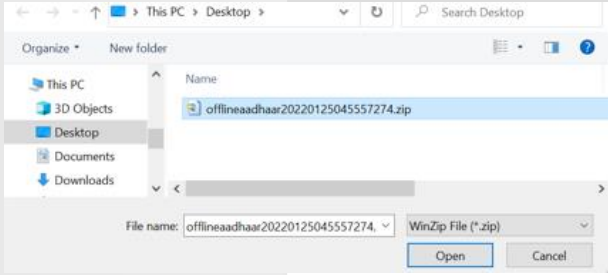
42%

## Aadhaar XML Based KYC ⓘ

[DOWNLOAD YOUR AADHAAR RECORD](#)

You will be redirected to UIDAI site for Aadhaar XML download - in separate window ⓘ

### Upload Aadhaar XML ZIP file \*



File name: offlineaadhaar20220125045557274. WinZip File (\*.zip)

Open Cancel

[Upload](#)

Aadhaar XML Zip File ⓘ

Please enter correct Sharecode / Passcode of uploaded Aadhaar XML\* ⓘ

1234

☐ I willingly submit my Aadhaar record and give an electronic consent and authorization to NSDL Database Management Limited.

[< Change KYC Method](#)

[PROCEED >](#)

**Click here** to browse the **offline aadhaar zip file** as downloaded on your mobile or computer and select to upload the same.

**Enter the correct share code** as setup during download of the zip file from UIDAI website. Upload zip file only.

## Your Details as per your Aadhaar

Name

Mitali Arun Vyas

Date of Birth

20-04-1990

Gender

Female

Photo



Present Address

OIC, Prabhadevi,  
Mumbai - 400013  
Maharashtra, India

< CHANGE KYC MODE

Don't find Aadhaar data usable "Use Video KYC"

Your name doesn't match your Aadhaar card; Update here if you wish to change

Mitali Arun Vyas

Name as entered in NSR

PAN image upload field \*

Upload PAN Card Image ⓘ



Change Profile Photo  
(optional) ⓘ

Upload Recent Photo ⓘ



SUBMIT >

Upload your **PAN card** and recent **photo** as **jpg** images of **less than 1 mb**. Do not upload E-PAN. Also PAN card and photo images should be of good quality.



If your mobile number is not linked to Aadhaar and you need to select **Video KYC option**

The screenshot shows a web interface with a modal window titled "Video KYC Process". The background is a dark grey page with the NSR logo (National Smart Register) and the text "Credit Data, Credible People". A large "Select Any" button is visible. The modal window is white with a red border and contains the following text:

**Video KYC Process**

**Requirements for video KYC are:**

- Preferably Google Chrome browser, a Computer (webcam enabled), Laptop or smartphone with camera facility stable internet / mobile network connectivity
- Use Windows computer or Android mobile only for Video KYC
  - PAN card image
  - Your passport size colour photo
  - Proof of address images (Front and Back side)
- Video-based KYC means that user can complete remote KYC from anywhere using their device camera and audio
  - Click on the button to start your Video KYC.
  - Allow camera, microphone access

**How to use?**

- Only Windows laptop with camera and audio facility or mobile phone with Android OS can be used for Video KYC. Click on the camera icon in the center of the black screen and allow access to your device camera and audio.
- Kindly click on the "Record" button followed by "Start Recording" button to start recording the video and read the statements shown on the left hand side of the page.
- You can play and check the recording. In case you are not happy with the same then click on "Re-Record" button.
- Once recording is done, click on the "Stop Recording" button and then click on the "Submit Your Video" button.

**PROCEED**

## Video Based Identification Process

Dear Abhijit Singh

[Click here](#) to  
activate camera

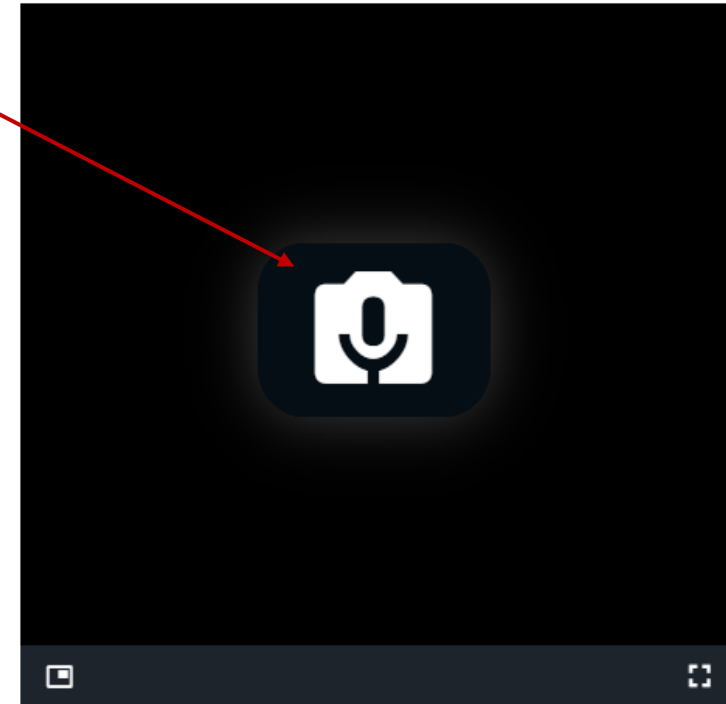
Welcome to Video Based Identification Process, you can now complete your KYC.

### How to use?

- Video KYC process requires access to your camera and audio for facilitating this process.
- Video KYC needs to be done at a well-lighted and quiet place where in your face is clearly visible and your voice is audible.

### Once the camera is started read out the following

- My name is **Abhijit Singh** and I am completing the Video KYC for my **National Skills Registry** profile creation.
- My Date of Birth is (specify the Day, Month, Year)
- The Code seen on my screen is **5097**



To Start



To Record



To Play



To Stop



## Video Based Identification Process

Dear Abhijit Singh

Welcome to Video Based Identification Process, you can now complete your KYC.

### How to use?





- Video KYC process requires access to your camera and audio for facilitating this process.
- Video KYC needs to be done at a well-lighted and quiet place where in your face is clearly visible and your voice is audible.

Once the camera is started read out the following

- My name is **Abhijit Singh** and I am completing the Video KYC for my **National Skills Registry** profile creation.
- My Date of Birth is (specify the Day, Month, Year)
- The Code seen on my screen is **5097**



Click on this round button to Start recording

To Start		To Record	
To Play		To Stop	

## Video Based Identification Process

Dear Abhijit Singh

Welcome to Video Based Identification Process, you can now complete your KYC.

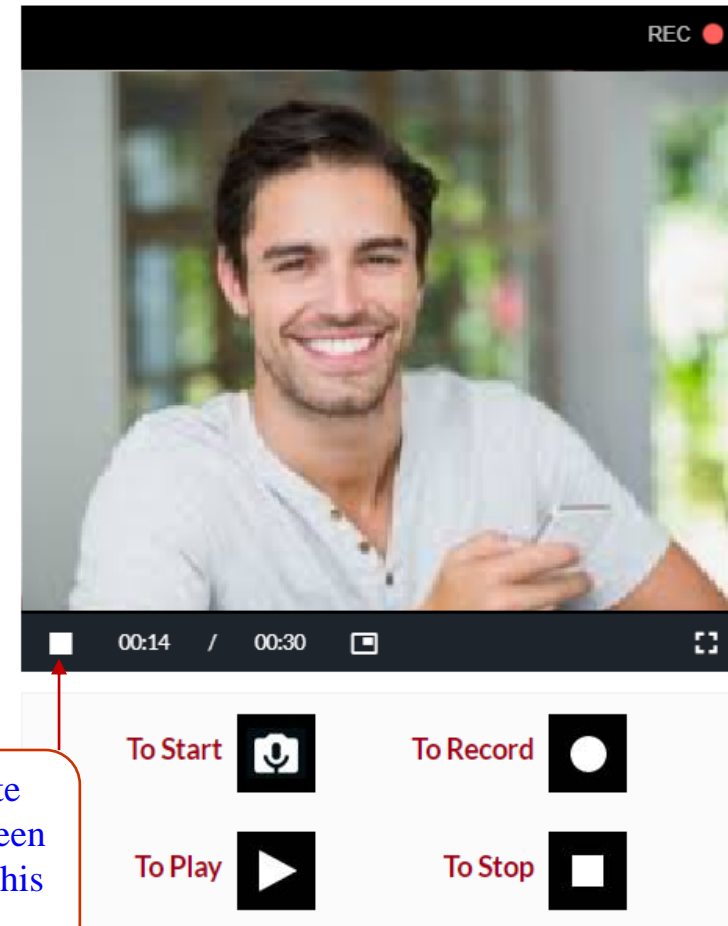
### How to use?

- Video KYC process requires access to your camera and audio for facilitating this process.
- Video KYC needs to be done at a well-lighted and quiet place where in your face is clearly visible and your voice is audible.

Once the camera is started read out the following

- My name is **Abhijit Singh** and I am completing the Video KYC for my **National Skills Registry** profile creation.
- My Date of Birth is (specify the Day, Month, Year)
- The Code seen on my screen is **5097**

After stating Name, Date of Birth and the code seen on the screen click on this square button to stop.



Welcome to Video Based Identification Process, you can now complete your KYC.

### How to use?

- Video KYC process requires access to your camera and audio for facilitating this process.
- Video KYC needs to be done at a well-lighted and quiet place where in your face is clearly visible and your voice is audible.

### Once the camera is started read out the following

- My name is **Abhijit Singh** and I am completing the Video KYC for my **National Skills Registry** profile creation.
- My Date of Birth is (specify the Day, Month, Year)
- The Code seen on my screen is **5097**

Click on “**Submit Video KYC**” to proceed to next page

**SUBMIT VIDEO KYC**



To Start



To Record



To Play



To Stop



# Other Personal Information

Personal Details

Address Details

Qualification Details

Employment Details

Nationality \*

☒ Indian ☐ Other

Father's Full Name \*

Anil

Mother's Maiden Name \*

Manisha

## Passport Details

Passport Number

H7843567

Passport Date of Expiry

July 10, 2036



Passport Place of Issue

Pune

PROCEED

# Other Personal Information

Personal Details

Address Details

Qualification Details

Employment Details

## Address as per Aadhaar XML

House No. / Apartment Name / Block No.

Subhash Road No.1, Baglan, Nashik

Road / Area and City

Enter Road / Area and City

Address Line 3

Country

India

State

Pin / Zip Code

Maharashtra

423301



# Other Personal Information

Personal Details

Address Details

Qualification Details

Employment Details

Academic Qualification

Professional Qualification

Technical Qualification

Qualification	Qualification / College Name	Your Board / University ⓘ	Roll Number	Year of Passing
SSC ▼	Jiajamata Girls Highschool	Central Board of Secondary ▼	123	2015 ▼
HSC ▼	Modern college ganeshkhinc	Central Board of Secondary ▼	456	2017 ▼

+ ADD MORE QUALIFICATION

BACK

PROCEED

Personal Details

Address Details

Qualification Details

Employment Details

Academic Qualification

Professional Qualification

Technical Qualification

Name of Professional Body	Name of course	Place	Enrollment Number	Year of passing / completion	Membership Number (if any)	
Institute of Cost and	ICWA	Pune	123	2020	NA	✖
MCS	Computer scienc	Mumbai	456	2022	NA	✖

+ ADD MORE QUALIFICATION

BACK

PROCEED

Personal Details

Address Details

Qualification Details

Employment Details

Academic Qualification

Professional Qualification

Technical Qualification

Name of Course

Board / University /  
Institute ⓘ

Place of Board /  
University / Institute

Roll Number  
(as appearing on the certificate)

Year of passing /  
completion



ADJT Full Stack

Technical Institute

Banglore

D123

2023



+ ADD MORE QUALIFICATION

BACK

PROCEED

## Other Personal Information

Personal Details

Address Details

Qualification Details

Employment Details

Are you currently Employed ☒ Yes ☐ NO

### Company Name

Employer Name \* ⓘ

Cogent Technology Solution India

Employee ID \*

CZ45345

Office Address \*

Jupiter Commercial Centre, 11<sup>th</sup> Floor, B Wing, Andheri East

Country \*

INDIA

State \*

MAHARASHTRA

Pin / Zip Code \*

985632

Joined in (Month & Year) \*

July 2022

Joined as Designation \*

QA

Present Designation \*

QA

Effective From Date \*

July 2022

### HR's / Reporting managers contact details

Name

Rita

Mobile Number

1827389267

Email ID

rita@gmail.com

Designation Details

HR Manager

Do you have prior Experience ☐ Yes ☒ NO

Do you have prior Experience ☒ Yes ☐ NO

### Company Name

Employer Name \* ⓘ

AMD Ltd

Employee ID

amd345

Office Address \*

Near croma showroom Shivaji Nagar Pune

Country \*

INDIA

State \*

MAHARASHTRA

Pin / Zip Code \*

985632

Joined in (Month & Year) \*

January 2020

Joined as Designation \*

Tester

Relieved in (Month & Year) \*

February 2022

Relieved as Designation \*

QA

Effective From Date \*

January 2020

### HR's / Reporting managers contact details

Name

Akshay

Mobile Number

8678264782

Email ID

akshay@gmail.com

Designation Details

HR

+ ADD MORE DETAILS



84%

## Summary

### VIEW REGISTRATION DETAILS

Your registration is not yet complete, Please verify your details to proceed further

Personal Details



KYC and Other Details



Qualification Details



Employment Details



< MODIFY

PROCEED TO PAY >

# Select Plan



## Lifetime Membership

Lifetime NSR membership for You

Registration fee + Lifetime Annual maintenance charges @ 80% Discount

₹ **1300**

+ 18% GST

(No Annual Fee for next 50 years)



## Discounted Membership

Discounted NSR Membership for You

Registration fee + 10 years annual maintenance charges @ 50% Discount

₹ **800**

+ 18% GST

(No Annual Fee for next 10 years)



## Basic Membership

Basic NSR Membership for You

Registration fee + one year's annual maintenance charges

₹ **400**

+ 18% GST

Payment's Terms and Conditions 

☐ I agree





### Net Banking

(Transaction Charges may apply)



### Debit Card

(Transaction charges may apply)



### Credit Card

(Transaction charges may apply)



### Wallet

(Transaction charges may apply)



### UPI

(Transaction charges may apply)

## Payment Mode - Net Banking



☐ Other Bank

Pay Now

Cancel

## Transaction Details

Merchant Name

**NDML National Skills Registry Test**

Service Description

**Registration of Knowledge Professional**

Transaction ID

**100000407353**

Bill Amount **₹472**

Transaction Fees [Incl. GST] ⓘ **₹5.9**

Total Amount Payable



100%

"You are now successfully registered!"

## Thank You

Your ITPIN generation is in process, you will get your ITPIN shortly on your mobile and NSR registered email ID

Your acknowledgement number is **100202225T**

In case of queries, write to us on [nsr@nsdl.co.in](mailto:nsr@nsdl.co.in)

DONE



If you wish to take a break in the NSR registration process and complete it later, then note down your Acknowledgement number and visit the “**Complete your registration**” link on NSR homepage <https://www.nationalskillsregistry.com> and enter your Acknowledgement Number and Login Password to continue the process and complete the same.



**Click here** to “Continue” your registration process if you have left it incomplete.

# THANK YOU

Write to us at [nsr@nsdl.com](mailto:nsr@nsdl.com) or call at 022 – 49142575  
for any assistance.